



Student Handout Backpack Tour: Prehistoric Adventure

## The Ginkgo Biloba Looks Like This:


Draw a **Model** and label as many parts as you can!

### **Tree Rubbing:**

Make a rubbing of the tree bark.



Student Handout Backpack Tour: Prehistoric Adventure



My Notes:



Press a leaf (from the ground) into your clay. What happened?


Handwriting practice lines consisting of three sets of solid top and bottom lines with a dashed middle line.



Student Handout Backpack Tour: Prehistoric Adventure

---

Draw a picture of your "fossil" below:






Student Handout Backpack Tour: Prehistoric Adventure

## The Dawn Redwood Looks Like This:

Draw a **Model** and label as many parts as you can!

Leaves



### **Tree Rubbing:**

Make a rubbing of the tree bark.



Student Handout Backpack Tour: Prehistoric Adventure



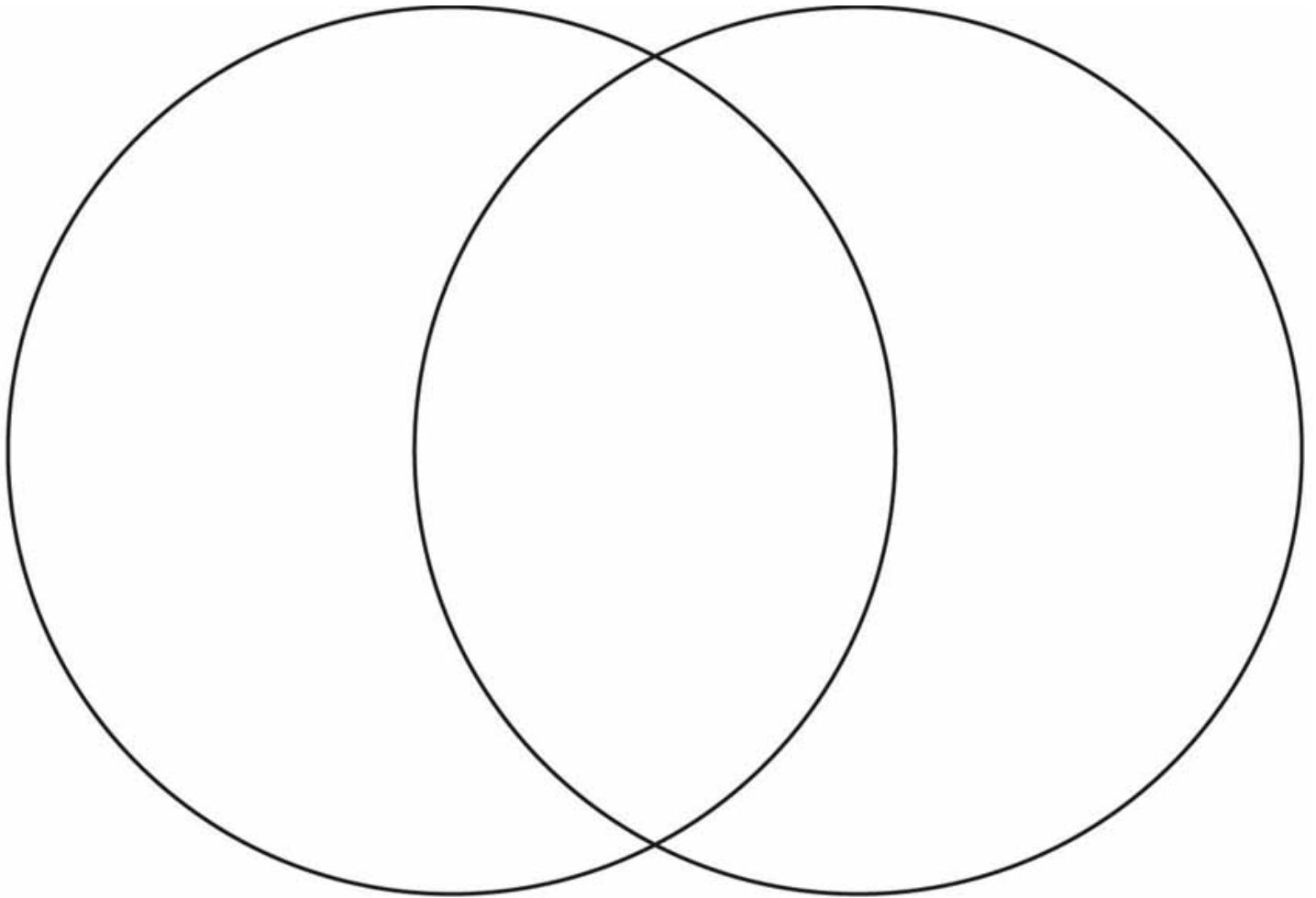
My Notes:



Venn Diagram



Student Handout Backpack Tour: Prehistoric Adventure



**Ginkgo Bilboa  
ONLY**

**Same**

**Dawn Redwood  
ONLY**